



Rahul International School  
HOLISTIC EXCELLENCE

# RAHUL INTERNATIONAL SCHOOL

## SUMMER-BREAK HOLIDAY HOMEWORK

Academic Session (2026-27)

GRADE-II -A

☀️ Summer Holiday Message 📝

With summer holidays around the corner, our hearts swell with a spectrum of emotions– joy, excitement, and the promise of rejuvenation.

To ensure the continuity of learning while allowing ample time for rest and creativity, we have designed an enriching Holiday Homework It aims to keep you constructively engaged and help chase away boredom in meaningful ways.

- ✨ Begin your day with a good book.
- 📖 Make it a habit to read an English newspaper daily.
- ✍️ Complete your holiday assignments sincerely.
- 📞 Stay connected with your subject teachers for any support.

Unleash your imagination, nurture your talents, and let your creativity shine. Have fun, stay safe, and make this summer a time of joyful learning and memorable moments.




Happy Holidays! —  
The Rahul International School



Rahul International School  
HOLISTIC EXCELLENCE

# RAHUL INTERNATIONAL SCHOOL

CLASS – II (A)  
Summer Holidays (2026-27)  
Homework

S No	Subjects	Work
1.	Maths	<p>1. Textbook Exercises: Complete pages 24, 25, 41, 42, 57, 58, 80, and 81.</p> <p>2. Practice Problems: Create and solve 10 original problems each for Addition, Subtraction, and Multiplication</p> <p>3. Tables: Learn and write multiplication tables from 2 to 12.</p> <p><b>THIS WHOLE WORK SHOULD BE DONE IN SEPARATE SMALL COPY.</b></p> <p>4. Creative Project: Make a colorful house craft.</p> <p>Write addition and subtraction math problems on the windows.</p> <p>Write the corresponding answers inside/underneath the doors so that students can open the door to check the answer on A3 sheet or on chart paper</p>
2.	ENGLISH	<p>1. Write 5 to 10 lines about your favorite food.</p> <p>2. Write a short note on how you spend your holidays.</p> <p>3. Write about your experience when you help your elders or others, and explain how you feel.</p>
3	EVS	<p>Choose any one from these</p> <p>Healthy Food Plate  </p> <p>Type: Chart / Model</p> <p>Materials:</p> <p>Paper plate/chart paper, colours, glue, pictures of healthy food.</p> <p>Instructions:</p> <p>Make a healthy food plate.</p> <p>Paste/draw fruits, vegetables, milk and roti/rice.</p> <p>Decorate neatly.</p> <p>Write:</p> <p>“Healthy Food Keeps Us Strong.”</p> <p> 2. My Neighbourhood Model</p> <p>Type: 3D Model / Chart</p> <p>Materials:</p> <p>Cardboard, colour paper, glue, sketch pens.</p> <p>Instructions:</p> <p>Make a model/chart of your neighbourhood.</p> <p>Include house, school, park, hospital and roads.</p> <p>Label all places neatly.</p> <p>Decorate with trees and vehicles.</p> <p>Write:</p> <p>“Keep Your Neighbourhood Clean.”</p>
4	ART	<p>Button activity. Page no. 9</p> <p>Joker. 10</p> <p>Snowman. 11</p> <p>Different Bird. 12</p> <p>Cartoons. 13</p> <p>Eskimo and egloo 14</p>

		Water melon. 15 Note :- All work is completed in your drawing book.
5	G.K.	Chapter 17 - states and their festivals Ch. - 12. Heritage sites Ch- 13 wonderful world Ch- 14 world delicacies Ch- 16 Famous Personalities Note :- All work is complete in your drawing book .
6	Computer	Draw the computer components (parts of the computer) on an A4 sheet and label each part with its respective name.
7	Hindi	1. मेरा परिचय (My Introduction) एक रंगीन पेज पर अपना परिचय लिखें: मेरा नाम, मेरा स्कूल, मेरा पसंदीदा खेल, मेरा पसंदीदा फल 2. कहानी समय (Story Time) कोई छोटी कहानी लिखें (5-6 वाक्य) साथ में चित्र भी बनाएं 3. सुलेख (Handwriting) रोज़ 1 पेज सुंदर लेखन करें पुस्तक से कोई भी अनुच्छेद लिखें 4. मेरा पसंदीदा पाठ अपनी पसंद का कोई एक पाठ चुनें और लिखें: पाठ का नाम , 5 वाक्यों में उसका वर्णन

“Wishing you all a very happy summer vocation also we encourage you to approach the syllabus of Ut-1 enthusiasm and dedication, impressing each opportunity for discovery and development.”

**Thank you**